

@browboutiquesa
www.browboutique.co.za

TRAINING
2025

COURSE

PROSPECTUS





table of contents



- 01 About Our Academy
- 02 How Our Courses Work
- 03 The Brow Mastery Course
- 04 The Ultimate Microblading Course
- 05 Full Fundamental Permanent Makeup
- 06 Lip Blush Focus Courses
- 07 Powder Brow Focus Course
- 08 Li-FT Removal Course
- 09 Scalp Micropigmentation
- 10 Kit & Machine Options
- 11 Registration Form
- 12 Testimonials

*Brow
Boutique*

WELCOME TO OUR

Academy



Brow Boutique was established in 2016 as South Africa's first microblading specialist studio. Since carving a niche as a trusted name in the cosmetic tattooing industry.

With a client base of over 11,000 transformations and nearly 300 trained students, the studio's reputation is built on consistent, high-quality results that speak for themselves.

At the helm of Brow Boutique is founder and head educator, Jess Hollingdrake. Jess's credentials are extensive and deeply rooted in professional excellence. She is an internationally recognised Master Artist, PCASA conference speaker, a corporate member of the SAAHSP, and a sponsored Pro Team Artist for the internationally renowned Li Pigments. These affiliations underscore her standing as an expert in the industry and reflect the high standards she upholds at Brow Boutique. positioning herself as one of South Africa's leading authorities in the field.

Her commitment to excellence has been recognized globally, earning her the title of **Advanced Permanent Makeup Artist and Master Trainer**.

The training courses at Brow Boutique are a testament to Jess's experience and dedication. Having established and operated a successful cosmetic tattoo studio herself, Jess designed the courses with practical, first-hand knowledge of what it takes to succeed in this field. She believes that every aspiring artist deserves the best possible foundation upon which to build their skills. Her teaching approach ensures that students leave with not only technical expertise but also the confidence to excel in their new careers.

At Brow Boutique, shortcuts are not an option. The training programs adhere to strict international standards, equipping students to provide professional, safe, and high-quality treatments. The same premium products used in the studio are incorporated into the training, ensuring students have access to the best tools from day one. Beyond training, Brow Boutique offers continuous support to its students. Graduates gain access to dedicated support groups and regular refresher classes, fostering a community where ongoing learning and professional growth are prioritized.

Through nearly a decade of dedication, Jess Hollingdrake and Brow Boutique have solidified their position as leaders in the cosmetic tattooing industry. For aspiring artists, training with Brow Boutique is more than an educational experience—it's a gateway to a thriving career built on skill, confidence, and the legacy of one of South Africa's pioneering studios.

HOW OUR COURSES WORK

1

PICK YOUR COURSE

We offer 7 courses at Brow Boutique. Choose your desired course or contact us if you are interested in a full customised training package.

NB: Course training fee is listed on each course.

3

FILL IN YOUR REGISTRATION FORM

Our registration form can be found on page - of this brochure.

Complete the form and email it to us with the heading "REGISTRATION" to info@browboutique.co.za

5

PAY YOUR DEPOSIT

Once your registration has been received and your dates chosen, you will receive an invoice for your training.

A 50% deposit is required to secure your training. If you're financing your course, you will need to submit your invoice directly to INkfin.

2

CHOOSE A KIT & MACHINE

We offer various kit options for each training course. Choose the kit that best suits your needs and budget.

We also offer 4 PMU machines for students to choose from. If you already have a rotary machine, please contact us.

4

SELECT AVAILABLE COURSE DATES

All of our courses, besides **The Ultimate Microblading Course** have no set course dates. Dates are set to both yours and our trainers availability.

Once a registration is received - we will schedule a phone call to set dates with you. We also offer weekend and night classes at additional rates.

6

GET YOUR MANUAL

Your manual / pre-study manual will be couriered to you for self study prior to the course commencement.

For international students - a PDF version of your manual will be emailed to you.

YOU'LL RECEIVE A WELCOME LETTER VIA EMAIL A FEW DAYS PRIOR TO YOUR COURSE COMMENCEMENT



03
The Brow
Mastery Course

ABOUT

The Brow Mastery Course

COURSE SPECIFICATIONS

Class Size:

1 -2 students per class

Suitable For:

Beginner Students

Duration:

7 In-House Days

Pre-Study:

Mandatory self-study & home practice

After Training:

3 case studies on each technique mandatory for certification.

Machine & Kit

Mandatory


Inclusions:

Manuals, Pre-Study, Daily Lunch, Consumables & Certificates

Exclusions:

Kit & Machine

Finance Available



COURSE FEE:

R28 200

KIT OPTIONS

MASTERY KIT

MASTERY PRO KIT

5 Techniques in ONE course

The Brow Mastery Course is designed to build your confidence and proficiency across a range of brow techniques, giving you the versatility to cater to every client's needs. Whether you're just starting out or looking to refine your skills, this course will take your brow artistry to the next level.

01

Ultimate Microblading Course:

Master the art of microblading with hands-on training, from basic strokes to advanced shading techniques. Our curriculum covers everything from skin anatomy to pigment selection, ensuring you're equipped with the skills to deliver natural, beautiful results.

02

Focus Powder Brows:

Learn the popular powder brow technique, perfect for clients looking for a soft, filled-in effect. This section of the course covers machine techniques, blending, and achieving the ideal gradient look.

03

Brow Mapping:

Precision is key. Our brow mapping module teaches you how to create balanced, symmetrical brows by understanding each client's facial structure and features, setting the foundation for all brow treatments.

04

HD Brows Sculpt & Tinting Course:

Expand your service offerings with expert training in HD brow tinting and shaping. Learn to enhance the natural brow color and define shapes that suit each client's style and preferences.


05

Photography & Styling:

Discover how to capture your work in the best light. This segment focuses on angles, lighting, and editing tips to showcase your skills and build a standout portfolio.

Training Roadmap

- PRESTUDY ● HOME STUDY**
Students will be sent a 100+ page full colour training manual via courier 3 weeks prior to the course start date.
- DAY 1 ● FUNDAMENTAL THEORY DAY**
Theory presentation, health and safety, anaesthetics, client assessment & suitability, legal requirements, documentation, client interaction.
- DAY 2 ● BROW MAPPING & SHAPING & HD BROWS**
Eyebrow designing and mapping, in-depth training on client shaping and brow pre-drawing for all techniques. Learn how to mix shades and the correct application techniques for HD brows.
- DAY 3 ● COLOUR THEORY & TECHNIQUES**
Comprehensive color theory class where you'll learn about pigment selection, mixing, and individual procedure theory for different brow techniques. The day also introduces machine work, microblading techniques and needle selection.
- DAY 4 ● TECHNIQUE FOCUS - MICROBLADING**
This is a full day spent perfecting stroke patterns on artificial skins. Learning blade depth, control and technical skills.
- DAY 5 ● TECHNIQUE FOCUS - POWDER BROWS**
This is a full day spent learning how to use your rotary tattoo machine to create soft pixel brows. Students are taught how to control their hand-speed, outline & fill soft ombre powder brows
- HOME PRACTICE**
Students are given a month to practice their skills on fake skin.
- DAY 6 & 7 ● LIVE PRACTICALS**
Day 6 - Powder Brows // Day 7 - Microblading. Photography & Styling will form part of the live practical days. The procedures under the guidance of our educators.

A close-up, high-resolution portrait of a woman's face, focusing on her eyes, nose, and lips. She has light brown eyes, dark brown eyebrows, and numerous freckles scattered across her forehead, nose, and cheeks. Her lips are a soft, natural pink color. The lighting is soft and even, highlighting the texture of her skin.

04
Ultimate
Beginners
Microblading

ABOUT

The Ultimate Microblading



COURSE SPECIFICATIONS

Class Size:

2 -4 students per class

Suitable For:

Beginner Students

Duration:

5 In-House Days (Split 4 class days & 1
Practical Day 2 - 6 weeks later)

Pre-Study:

Mandatory self-study & home practice

After Training:

3 case studies mandatory for certification.

Machine & Kit

**No Machine Needed (Manual Technique) &
Choose Between 3 Kits**

Inclusions:

Manuals, Pre-Study, Daily Lunch,
Consumables & Certificates

Exclusions:

Kit

Finance Available

COURSE FEE:

R12 000

KIT OPTIONS

BASIC KIT

BUSINESS KIT

ULTIMATE KIT

The Course that put us on the map

For nearly a decade, Brow Boutique has specialized in the art of microblading, setting the standard for excellence in this niche. Having trained over 300 students, we've become a trusted name in the industry, empowering aspiring artists with the skills they need to succeed.

What You'll Learn

Precision Techniques:

Learn Jess's Signature technique for hyper-realistic brows, yielding the most natural microblading results for your clients

Brow Mapping & Pre-Drawing:

Understand how to design and create brows customized to each client's unique features.

Skin Anatomy & Colour Theory:

An extensive colour theory module is included in our training. This ensures artists understand the skin, its properties and how to apply pigment safely and with the best healed colour results.

Bloodborne Pathogens & Contraindications:

Dive into the theory around safe and effective microblading, medications, contraindications and client care.

Insider Industry Knowledge:

Gain insights into running a successful microblading business, including client management and branding tips.

BONUS! FREE MICROSHADING MODULE

Our Ultimate Microblading course now includes our Microshading module completely free! Learn how to create stunning powdery shaded combination brows!

Why Choose Microblading?

01 Low Startup Costs

Microblading is a cost effective start up due to equipment costs being considerably lower than permanent makeup courses and other beauty treatments. The cost of the procedure is between R300 -R400 per client to complete. The Brow Boutique Shop stocks all the consumables needed to keep you fully supplied all the time. Our products are available on our online store and are delivered anywhere in South Africa.

02 High Profits

With the costs of completing a treatment being very low, microblading profits are exceptionally high. The cost of Microblading ranges between R1000 - R3000 per procedure.

At an average of R1500 per client and only 20 Clients per month, the average earning potential is well over R30 000 per month*

03 No Experience

Our training classes, practical exercises, manuals and demo's are designed for beginners with no previous experience in permanent makeup, tattooing or beauty. We have formulated an extremely in-depth training manual that covers all aspects of theory, practical exercises, industry tips and serves as a valuable referencing tool throughout your career.

Training Roadmap

PRESTUDY

HOME STUDY

Students will be sent a 80+ page full colour training manual via courier 1 -2 weeks prior to the course start date.

DAY 1

FOUNDATION DAY

Focuses on building a strong foundation, covering theory Q&A, stroke and pattern techniques, essential technical skills, and a comprehensive pigment color theory module. Students will also explore microblading techniques, address common shaping mistakes and problematic brows, and gain insight into facial morphology for precise and personalized results.

DAY 2

BROWS IN PRACTICE

Day Two is all about hands-on skill-building, focusing on eyebrow designing, shaping, and stroke patterning. Students will practice on artificial skin, complete practical exercises, and receive take-home assignments to reinforce their learning.

DAY 3

SKINS DAY

Day Three is dedicated to refining stroke patterns on artificial skin, complemented by detailed microblading and microshading demonstration videos. Students will also receive take-home assignments to further enhance their skills.

DAY 4

BROW MAPPING

Day Four focuses brow mapping and pre-drawing. Students will participate in a practical drawing workshop and further stroke practice.

DAY 5

YOUR PRACTICAL DAY

Day Five is all about hands-on experience. Students will bring a model to class and perform their first microblading procedure under the close guidance of our experienced educators.





05

Fundamental Permanent Makeup

@ismar-daliliana1

ABOUT 5 Fundamental PMU



COURSE SPECIFICATIONS

Class Size:

1 -2 students per class

Suitable For:

Beginner Students

Duration:

6 In-House Days

Pre-Study:

Mandatory self-study & home practice

After Training:

3 case studies on each technique mandatory for certification.

Machine & Kit

Mandatory

Inclusions:

Manuals, Pre-Study, Daily Lunch, Consumables & Certificates

Exclusions:

Kit & Machine

Finance Available

COURSE FEE:

R24 500

KIT OPTIONS

PMU ENTRY KIT
PMU DELUX KIT

Full Fundamental PMU Course

Our Fundamental Permanent Makeup Course is the perfect starting point for aspiring artists with no prior experience. Designed specifically for complete beginners, this course provides everything you need to confidently execute the three most in-demand techniques in the cosmetic tattooing industry.

What You'll Learn

Fundamental Theory

Our training covers essential foundational topics, including skin anatomy, colour theory, physiology, health and safety, anesthetics, client assessment, legal requirements, consent forms as well as client interaction.

Machine Work & Needle Selection

Gain a solid understanding of rotary machine mechanics, needle types, and their applications to achieve optimal pigment retention.

Powder Brows

Master the art of creating soft, natural, and beautifully defined brows using a rotary machine. This technique combines precision and artistry to achieve tailored results for every client.

Lip Blushing

Learn to enhance lips with natural, tinted finishes that restore or accentuate color while maintaining a soft, blended appearance.

Eyeliner

Refine your skills in creating beautifully defined eyeliner, from subtle lash enhancements to more striking designs, perfectly tailored to your clients' needs.

Technical Skills & Procedures

Develop core technical skills, including proper machine handling, pigment implantation, needle configurations, and precision mapping techniques. Master step-by-step procedures to deliver professional and consistent results.

Bloodborne Pathogens & Contraindications

Understand the fundamentals of safe PMU practices, including how to identify contraindications, medication considerations, and essential client care.

Training Roadmap

PRESTUDY

HOME STUDY

Students will be sent a 80+ page full colour training manual via courier 2 weeks prior to the course start date.

DAY 1

FUNDAMENTAL THEORY DAY

The first day introduces students to the essential theory of permanent makeup, including machine work fundamentals, needle selection, and technical applications.

DAY 2

INDIVIDUAL TECHNIQUES

Students will focus on developing their drawing techniques and practicing foundational skills on practice materials to build confidence.

DAY 3

ARTIFICIAL SKINS PRACTICE

Refine your abilities by practicing all three techniques—powder brows, eyeliner, and lip blush—on practice skins, ensuring precision and consistency.

DAY 4

SKILLS BUILDING

A skill-building day featuring a live instructor demonstration, hands-on brow drawing on mannequins, and training on how to set up and organize a professional procedure room.

2 - 6 WEEKS

HOME PRACTICE

Students are given a month to practice their skills on fake skin while being able to communicate and receive guidance from our trainers.

DAY 5 & 6

LIVE PRACTICALS


After honing your skills at home, return to the academy with models to perform live procedures under the close guidance of our experienced educators. These sessions provide hands-on experience and valuable feedback to perfect your techniques.

A close-up, artistic portrait of a woman's face. She has light brown eyes, dark eyebrows, and freckles. Her lips are painted a vibrant, glossy red. The lighting is soft and directional, highlighting the texture of her skin and the sheen of her lipstick. The background is dark and out of focus.

06
FOCUS:
Lip Blushing

ABOUT

Focus: Lip Blush



COURSE FEE:

12 500

COURSE SPECIFICATIONS

Class Size:

1 -2 students per class

Suitable For:

Beginner Students

Duration:

3 In-House Days

Pre-Study:

Mandatory self-study & home practice

After Training:

3 case studies on each technique mandatory for certification.

Machine & Kit

Mandatory

Inclusions:

Manuals, Pre-Study, Daily Lunch, Consumables & Certificates

Exclusions:

Kit & Machine

Finance Available

KIT OPTIONS

LIP FOCUS KIT

Lip Blush Focus Course

The lip blush procedure is one of the fastest-growing services in the beauty industry, with demand increasing at an exponential rate.

Our Lip Blush Focus Course is tailored for complete beginners with no prior experience in cosmetic tattooing. This comprehensive program teaches the fundamentals of machine work using a rotary tattoo machine, along with all lip blush-specific techniques to help you confidently start your career in permanent makeup.

What You'll Learn

Fundamental Theory

Our training begins with essential theory, including skin anatomy, color theory, physiology, health and safety, anesthetics, client assessment, legal requirements, consent forms, and client interaction, all specifically tailored for lip blush procedures.

Machine Work & Needle Selection

You will gain a solid understanding of rotary machine mechanics, needle types, and their applications for optimal pigment retention, ensuring precise and lasting results for lip blush.

Lip Blushing


Learn to enhance lips with soft, natural, and tinted finishes that restore or accentuate color. This technique blends artistry and skill to create smooth, vibrant results while maintaining a delicate, natural appearance.

Technical Skills & Procedures

Master the core technical skills necessary for lip blush procedures, including machine handling, pigment implantation, needle configurations, and precision mapping. You'll refine each step of the process to deliver professional, consistent results.

Bloodborne Pathogens & Contraindications

Understand the importance of safe PMU practices, including identifying contraindications, considering medications, and ensuring thorough client care to maintain safety and effectiveness throughout the procedure.

A close-up, artistic portrait of a woman's face, focusing on her eyes and eyebrows. She has light brown eyes and is looking slightly to the right. Her eyebrows are filled in with a soft, natural-looking powder. She has a subtle smile and is wearing a dark, possibly black, top. The lighting is soft and directional, highlighting the texture of her skin and the definition of her features.

07
FOCUS:
Powder Brows

ABOUT

Focus: Powder Brows

COURSE SPECIFICATIONS

Class Size:

1 -2 students per class

Suitable For:

Beginner Students

Duration:

3 In-House Days

Pre-Study:

Mandatory self-study & home practice

After Training:

3 case studies on each technique mandatory for certification.

Machine & Kit

Mandatory

Inclusions:

Manuals, Pre-Study, Daily Lunch, Consumables & Certificates

Exclusions:

Kit & Machine

Finance Available



COURSE FEE:

12 500

KIT OPTIONS

BROW FOCUS KIT

Powder Brow Focus Course

The Powder Brow procedure is one of the most sought-after and profitable services in the beauty industry today, with demand growing rapidly.

Our Powder Brow Focus Course is designed not only for complete beginners with no prior cosmetic tattooing experience but also for microblading artists looking to transition to machine work. This comprehensive program teaches the fundamentals of machine work using a rotary tattoo machine, alongside all the specific techniques needed for powder brows to help you confidently expand your skill set in permanent makeup.

What You'll Learn

Fundamental Theory

The course begins with essential theory, including skin anatomy, color theory, physiology, health and safety, anesthetics, client assessment, legal requirements, consent forms, and client interaction—specifically tailored to powder brow procedures.

Machine Work & Needle Selection

You'll learn how to work with a rotary tattoo machine, gaining an understanding of machine mechanics, needle types, and their applications to ensure optimal pigment retention and precision for powder brows.

Powder Brows

Master the art of creating multi-styled brows using a rotary machine. Learn how to achieve a flawless, powdery finish with natural gradients for a defined yet subtle look that suits all skin types.

Technical Skills & Procedures

Develop your technical skills, including machine handling, pigment implantation, needle configurations, and precise brow mapping. You'll practice step-by-step procedures to create perfect powder brows that deliver professional, consistent results.

Bloodborne Pathogens & Contraindications

Learn the fundamentals of safe PMU practices, including identifying contraindications, understanding medications, and providing proper client care to ensure safety and effectiveness during every procedure.



08
Li-FT Removal
Training

ABOUT

Removal Training



COURSE SPECIFICATIONS

Class Size:

1 -2 students per class

Suitable For:

Qualified PMU & Tattoo Artists

Duration:

1 In-House Day

Pre-Study:

Mandatory self-study

After Training:

3 case studies on each technique mandatory for certification.

Machine & Kit

Mandatory

Inclusions:

Li-FT Kit, Manuals, Pre-Study, Daily Lunch, Consumables & Certificates

Exclusions:

Machine

Finance Available

COURSE FEE:

R8500

KIT OPTIONS

REMOVAL KIT
INCLUDED

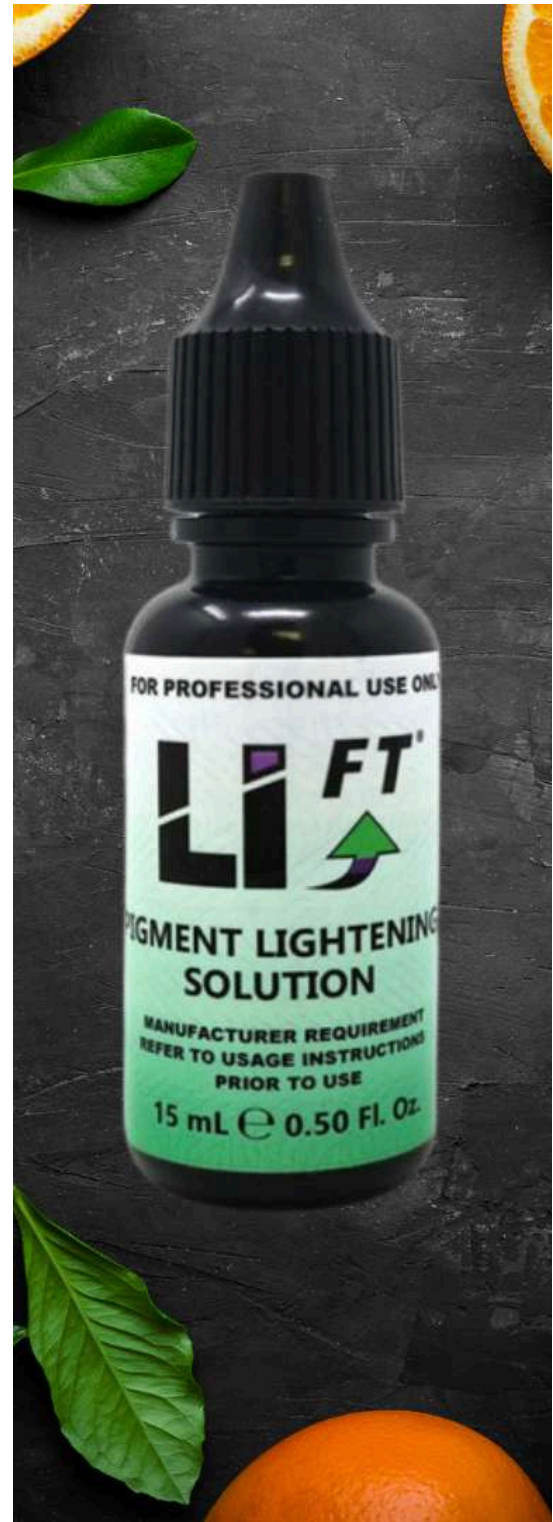
LI-FT® REMOVAL TRAINING

Li-FT® is an all natural, safe yet powerful and effective hypertonic saline lightening solution that contains no chemicals and no acids.

Li-FT® Saline Lightening Solution is a non-chemical, non-acid, high salt based saline tattoo lightening solution that is so effective it can lighten a tattoo or permanent makeup procedure to where it is no longer visible.

Li-FT® Saline Tattoo Removal Solution is tattooed into the area of the unwanted permanent makeup, microblading or body tattoo procedure using conventional tattoo methods. Li-FT® is a hypertonic solution, containing a higher amount of salt than the body contains...this enacts the process of Osmosis and moves the pigment upward to the outer surface of the skin and then removed by the skins natural healing process.

Our removal course is offered to qualified PMU and tattoo artists or as an “add on” to any of our rotary courses.



Say Goodbye

to unwanted PMU




09

Scalp
Micropigmentation

DEFIANCE

ABOUT

SMP Course



COURSE SPECIFICATIONS

Class Size:

1 -2 students per class

Suitable For:

Qualified PMU & Tattoo Artists

Duration:

3 In-House Day

Pre-Study:

Mandatory self-study

After Training:

3 case studies mandatory for certification.

Machine & Kit

Mandatory

Inclusions:

Manuals, Pre-Study, Daily Lunch,
Consumables & Certificates

Exclusions:

Machine & Kit

Finance Available

COURSE FEE:

R16 900

KIT OPTIONS



SMP Advanced Training

Scalp Micropigmentation (SMP) is a cutting-edge cosmetic tattooing procedure gaining momentum in the beauty and aesthetics industry. Designed for experienced professionals in the cosmetic tattooing field, this advanced training will equip you with the specialized techniques and knowledge to excel in this highly sought-after service. SMP offers a transformative solution for clients experiencing hair thinning, alopecia, or hairline recession. By creating the illusion of density and a natural hairline using meticulous pigment application, SMP is a life-changing service with immense market potential.

What You'll Learn

Advanced Theory

Dive deep into the theoretical foundations of SMP, including scalp anatomy, pigmentology, and advanced color theory tailored to scalp applications. Gain a thorough understanding of client consultation, managing expectations, and creating natural-looking results.

Scalp Mapping & Design

Learn advanced mapping techniques to create balanced, symmetrical, and natural hairlines that complement each client's features. You'll also refine your skills in density and shading placement for seamless results.

Machine Work & Specialized Techniques

Expand your knowledge of rotary machines and micro-needling tools, with a focus on selecting the right needle configurations for scalp pigmentation. You'll master pressure control, depth consistency, and blending techniques for long-lasting, undetectable outcomes.

Pigment Implantation & Retention

Discover how to implant pigments with precision, ensuring optimal retention and even application. Learn how to address challenging areas, such as crown coverage and scar concealment, using advanced layering methods.

Health & Safety

Understand the critical protocols for safe and effective SMP procedures, including bloodborne pathogens, sanitation, contraindications, and client aftercare. These practices ensure a professional standard of care that prioritizes client safety.

The image features three fountain pens of different colors (gold, silver, and blue) arranged diagonally across the frame. The pens are surrounded by scattered wood shavings, suggesting a theme of craftsmanship or precision. The background is a dark, muted grey. The text '10 Kits & Machines' is overlaid in a white, serif font, with the number '10' being significantly larger than the rest of the text.

10 Kits & Machines

Machines

MAST Y22 WIRELESS 4.0MM

The Mast Y22 Amy is a high-performance rotary tattoo machine designed for precision and versatility. Adjustable stroke settings and compatibility with standard cartridges, the Mast Y22 delivers consistent results, making it an excellent choice for professionals seeking reliability and control.

R6999

VLAD BLAD – ULTRON PEN

The Vlad Blad Ultron Pen is a premium rotary tattoo machine crafted for precision and adaptability. It offers exceptional stability and efficiency across diverse styles. Its ergonomic, lightweight design ensures comfort during extended sessions with excellent performance.

***Not wireless - Includes a power supply & RCA**

R21 300

MAST NANO ROTARY PEN WITH BATTERY

The Mast Nano Rotary Pen Machine is a compact, pen-style rotary device. Its high-grade aluminum frame, crafted from solid rods, is polished and anodized for durability and elegance. Compatible with all standard power supplies, this versatile machine is engineered for precision and ease of use, making it ideal for professional tattoo and PMU artists.

R6200



MASTERY KIT

R7450

Framed Brow Boutique Certificate
 80 Page Full Colour Manual
 Li Pigment Brow Pigments (2 x 7ml)
 Rosie Microblading Handtool
 Nano 18U Microblading Blades (40)
 1RL PMU Needles .25 (20)
 3RL PMU Needles .30 (20)
 Topical Anaesthetic
 Blank Practice Skins (4)
 Lux Gold Shaped Practice Skins (2)
 Brow Ruler
 Brow Designer Pencil
 Vernier Calliper
 Brow Precision Tweezer
 AVA Machine Bags

Grip Tape
 Surgical Marker
 Acrylic Pigment Cup Holder
 HD Brows Developer
 HD Brow Tint
 Angled Tint Brush
 Glass Tint Bowl
 Stainless Steel Razors (10)
 Pigment Cups (Pack)
 Mascara Brushes (Pack)
 Waterproof Dental Bibs (Pack)
 Pure Water Wipes
 Cosmetic Fine Tip Buds (Pack)
 Alcohol Swabs (Pack)
 Aftercare Ointment (Pack)

MASTERY PRO KIT

R16 250

Framed Brow Boutique Certificate
 80 Page Full Colour Manual
 Macro Camera Lens
HD BROWS PRO TINT KIT
Li Pigments Brow Pigment Kit (6)
 Lux Microblading Handtool
 Rosie Microblading Handtool
 Nano 18U Microblading Blades (80)
 1RL PMU Needles .25 (20)
 1RL PMU Needles .20 (20)
 3RL PMU Needles .30 (20)

Brow Designer Pro Mapping Kit
 Topical Anaesthetic
 Electric Pigment Mixer
 Blank Practice Skins (6)
 Lux Gold Shaped Practice Skins (4)
 Brow Precision Tweezer Set
 Acrylic Pigment Cup Holder
 Grip Tape
 Ava Machine Bags
 Stainless Steel Razors (20)
 Pigment Cups (Pack)
 Mascara Brushes (XL Pack)
 Waterproof Dental Bibs (XL Pack)
 Face Masks
 Pure Water Wipes
 Caysan Cold Sterilant (1l)
 Cosmetic Fine Tip Buds (Pack)
 Alcohol Swabs (Pack)
 Aftercare Ointment (2 x Packs)
18 Inch Ringlight & Tripod



MB BASIC KIT

R4200

Framed Brow Boutique Certificate
 80 Page Full Colour Manual
 Rosie Microblading Handtool
Li Pigments Brow Pigment (7ml)
 Nano 18U Microblading Blades (40)
 Topical Anaesthetic
 Blank Practice Skins (2)
 Inkless Practice Skins (2)
 Acrylic Pigment Cup Holder
 Brow Designer Pencil
 Vernier Calliper
 Brow Precision Tweezer

Surgical Marker
 Stainless Steel Razors (Pack)
 Mascara Brushes (Pack)
 Waterproof Dental Bibs (Pack)
 Pigment Cups (Pack)
 Caysan Cold Sterilant (1L)
 Pure Water Wipes
 Cosmetic Fine Tip Buds (Pack)
 Alcohol Swabs (Pack)
 Client Aftercare Packs (5)
 Aftercare Ointment (10)



MB FULL KIT

R11 900

Framed Brow Boutique Certificate
 Full Colour Manual
 Rosie Microblading Handtool (2)
 Nano 18U Microblading Blades (100)
 Topical Anaesthetic
 Blue Ice Secondary Anaesthetic
Li Pigments Brow Pigments (4)
 Blank Practice Skins (6)
 Inkless Practice Skins (4)
 Electric Pigment Mixer
Brow Designer Pro Mapping Kit
 30ml Practice Ink
 Acrylic Pigment Cup Holder
 Acrylic Pigment Stand
 Instrument Sterilising Tray

Sharps Bin
 Titan Artist Nitrile Gloves
 Pigment Cups (Pack)
 Caysan Cold Sterilant (1L)
 SteriSpray
 Pure Water Wipes
 Cosmetic Fine Tip Buds (Pack)
 Stainless Steel Razors (20)
 Mascara Brushes (XL Pack)
 Waterproof Dental Bibs (XL Pack)
 Face Masks
 Alcohol Swabs (Pack)
 Pure Water Wipes
 Client Aftercare Packs (10)
 Aftercare Ointment (20)

THE BUSINESS IN A BOX KIT

R22 850

*THIS KIT IS DESIGNED FOR MICROBLADING BUT CAN BE CUSTOMISED TO ANY COURSE.
IE: FUNDAMENTAL / MICROBLADING OR MASTERY*

Framed BB Certificate
 Full Colour Manual
Silicone Mannequin Head
 18 Inch Ring Light & Tripod Stand
Premium Portable Massage Bed
Li Pigments Pro Pigment Kit (6)
 Nano 18U Microblading Blades (150)
 Lux Autoclave Handtool
 Rosie Microblading Handtool
 Microshading Handtool
 Topical Anaesthetic (2)
 Blue Ice Secondary Anaesthetic
 Blank Practice Skins (8)
 Lux Gold Shaped Skins (2)
 30ml Tattoo Practice Ink
 Acrylic Pigment Cup Holder
 Acrylic Pigment Stand
Brow Designer Pro Mapping Kit
 Electric Pigment Mixer
HD BROWS PRO Tinting Kit
 Pro Tweezer Set
 Stainless Steel Razors (50)
 Mascara Brushes (2 XL Packs)
 Pigment Cups (2 Packs)
 Cotton Swab Pack
 Titan Artists Nitrile Gloves
 Face Masks
 Pure Water Wipes (2)
 Cosmetic Fine Tip Buds
 Alcohol Swabs (Pack)
 Caysan Cold Sterilant 1l
 Disinfectant Spray
 SteriSpray
 Sharps Bin
 Instrument Sterilising Tray
 Waterproof Dental Bibs (2 Packs)
 Client Aftercare Packs (30)
 Fougera Ointment (30)

All Inclusive Branding Package:

This service is only available on the business kit package. Our designer will chat to you about your business brand and create a branding package to emulate your own unique style.

What is included:

PDF PRINT READY DESIGNS:

- Professional Business Logo
- Business Card
- Personalised Aftercare Cards
- Personalised Pre-Care Cards
- Personalised Consent Forms
- Personalised Treatment Records
- Personalised Consultation Forms



RETAIL VALUE:
R27 925

Save over R5000!

*Please note that these are not physical items. All Print-Ready PDF/PNG files will be sent via email. We allow 2 reworks on proofs sent.

PMU ENTRY KIT

R6500

Framed BB Certificate
 Full Colour Manual
 Li Pigments Brow Pigment
 Li Pigments Eyeliner Pigment
 World Famous Lip Pigment
 Topical Anaesthetic
 3RL PMU Needles .25 (20)
 1RL PMU Needles .20 (20)
 5RM PMU Needles .35 (20)

Brow Designer Mapping Kit
 White Lip Pencil
 Lip Gel Pen
 Grip Tape
 Blank Practice Skins (2)
 Lux Gold Practice Skins (3)
 AVA Machine Bags
 Pigment Cups

PMU DELUX KIT

R15 950

Framed BB Certificate
 Full Colour Manual
Li Pigments Brow Pigments (4)
 Li Pigments Eyeliner Pigment (1)
 World Famous Lip Pigment (4)
 3RL PMU Needles .25 (40)
 1RL PMU Needles .20 (40)
 5RM PMU Needles .25 (20)
 Topical Anaesthetic
 Blue Ice Secondary Anaesthetic
Brow Mapping PRO Kit
 Blank Practice Skins (3)
 Shaped Practice Skins (3)
 Lux Gold Practice Skins (3)
MAC Lip Contour Pencil
 Gel Lip Mapping Pen
 Lip Whiteout Paste
 AVA Machine Bags
 Titan Artist Nitrile Gloves
 Grip Tape (2)
 Pigment Cups (Pack)
 Dental Bibs
 Microbrushes (Pack)
 Cosmetic Fine Tip Buds (Pack)
 Earbuds (Pack)
 Caysan Cold Sterilant (1L)

Mannequin Head

SteriSpray
 Stainless Steel Brow Razors (10)
 Acrylic Pigment Cup Holder
 Pure Water Wipes
 Sharps Bin
 Aftercare Ointment (30)



LIP BLUSH FOCUS KIT

R6200

Framed BB Certificate
 Full Colour Manual
World Famous Lip Pigment (2)
 Topical Anaesthetic
 3RL PMU Needles .25 (20)
 1RL PMU Needles .20 (20)
 5RM PMU Needles .25 (20)
MAC Lip Contour Pencil
 Callipers
 Cosmetic Sharpener

Whiteout Lip Paste
 Gel Lip Mapping Pen
 Grip Tape
 Blank Practice Skins (2)
 Shaped Lip Practice Skins (2)
 AVA Machine Bags
 Masking Tape
 Pigment Cups
 Fine Tip Surgical Marker
 Aftercare Ointment (10)

POWDER BROW FOCUS KIT

R6200

Framed BB Certificate
 Full Colour Manual
 Li Pigments Brow Pigment 7ml (2)
 Topical Anaesthetic
 1RL PMU Needles .20 (20)
 3RL PMU Needles .20 (20)
 Brow Designer Pencil
 Callipers
 Mascara Wands (Pack)
 Stainless Steel Razors (10)


Brow Ruler
 Pre-Inked Mapping String
 Grip Tape
 Blank Practice Skins (4)
 Lux Gold Practice Skins (2)
 AVA Machine Bags
 Cosmetic Fine Tip Buds
 Pigment Cups
 Fine Tip Surgical Marker
 Aftercare Ointment (10)

SMP KIT

R7800

Framed BB Certificate
 Full Colour Manual
LI Pigments SMP Pigment Kit
 Wahl Cordless Clipper Kit
 1RL Needles .18 (20)
 1RL Needles .20 (20)
 White Scalp Designer Pencil (2)
 Black Scalp Designer Pencil (2)

Mounted Mannequin Head
 Curved Ruler
 Barber Cape
 Grip Tape
 AVA Machine Bags
 Pure Water Wipes
 Pigment Cups XL (50)
 Client Shampoo Kits (10)



11 TESTIMONIALS

“Jess is extremely attentive and patient teacher”

“Jess Hollingdrake is an amazing teacher, my experience so far with my microblading training course has been an exciting and insightful time. Jess is extremely attentive and patient teacher, her knowledge from all her years microblading has eased me into gaining confidence in my training and in myself and I'm so grateful for the course.”

Jessica Fernandez

“I feel confident through my training to start my journey”

" I couldn't have chosen a better training course than the one Brow Boutique offered me in microblading. Jess and Aleesha are both gems, so willing to impart their knowledge during and after the course. I feel confident through my training to start my journey as a microblading artist. Thank you both, it's been life changing x"

Tamsyn Jade Postma

“So much skill, dedication and passion for her work!”

" Wow..... My training at Brow Boutique SA has been one amazing experience!!!

Jess is a great lecturer, with so much skill, dedication and passion for her work! Thank you Jess for everything! Enjoyed every second of my training! xx"

Monique Alberts

“The ultimate place to start your dreams”

“Best training ever.. Great trainers, so much care and too much talent.. Thank you for an awesome course and all the follow-ups.. The ultimate place to start your dreams and get your microblading career going.”

Sanell Senekal

“Amazed at how much I learnt in a few days”

" Training was fantastic! I was very nervous and amazed at how much I learnt in a few days. Jess is awesome and so talented, very blessed to have been trained by her! Thank you Brow Boutique, Aleesha and Jess were patient and so great to everyone learning. I would recommend them over and over!!!"

Vivienne Louw

“Very informative and intensive”

" Best training for Microblading, Thank you Jess. Very informative and intensive I have really learnt so much from you and the amazing advice you share. Thank you to everyone at Brow Boutique & Nikki van Gend for the amazing colour workshop this weekend!"

Adrienne O'Brien

Registration

Please complete the registration form and send it back to us (Clear Photographs of the form are fine) One we receive your registration form, we will send you a formal invoice.

PERSONAL INFORMATION	
Full Name:	
ID Number:	Date of Birth:
Email Address:	Cell Number:
Home Address: <i>(required for manual shipping)</i>	
	POSTAL CODE:
Medical Conditions / Allergies:	
TRAINING INFORMATION	
BROW MASTERY MICROBLADING FUNDAMENTAL LIP FOCUS BROW FOCUS REMOVAL SMP	
KIT OPTION:	MACHINE OPTION:
Do you have any PMU/ beauty / tattoo experience?	Have you ever done a MB/ PMU course?
What name would you like on your certificate?	
Are you currently employed? If so, what is your profession?	
Dietary Requirements (Please Circle) Vegetarian Vegan Halaal Lactose Other :	
How did you hear about us?	
Do you agree to our Terms and Conditions? Please Sign:	Full Name and Signature

Registrations accepted via email or WhatsApp



789 Cascades Road



064 656 7705



Brow Boutique SA



Info@browboutique.co.za



browboutique.co.za



@browboutiquesa